

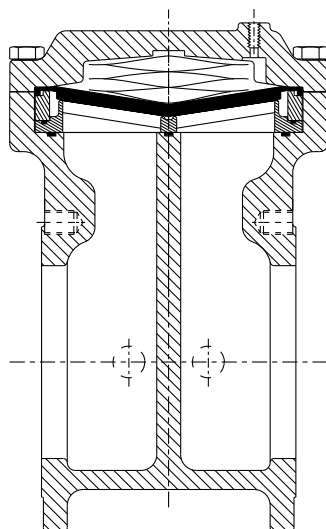
6" x 4" Single Port

Flangeless CL 150 & 300



6" x 4" Flowgrid® Valve with Series 20 Pilot

SECTIONAL VIEW



OVERPRESSURE PROTECTION

The Flowgrid® valve is bi-directional and has a full ANSI rating on both the inlet and outlet. Overpressure protection is required only if the pressure can exceed the flange or body rating.

The pilots, like most regulators, may have an outlet pressure rating lower than the inlet pressure rating. If this is the case then some external form of overpressure protection must be provided for the pilot.

Anytime the Flowgrid® valve or pilot system is exposed to pressures in excess of its rating it should be inspected for damage.

The 6" x 4" Flowgrid® Valve is an economical and easy to maintain pilot operated valve for both gas and liquid applications. The valve is designed to be used in conjunction with a self contained pilot control system as pictured. The flangeless design allows the valve to bolt in 6" piping eliminating the need for inlet and outlet reducers. These features make it ideal for skid mounted, vault, and enclosure installations.

SPECIFICATIONS

Size	6"
Body Style	Single Port (4")
End Connections	6" CL150, 300 Flangeless Face
Temperature	Working -20°F to 150°F Emergency -40°F to 175°F
Max. Operating Differential	740 psi
Max. Emergency Differential	740 psi
Min. Differential	Refer to graph on page 2
Cracking Differential	Refer to graph on page 2
Max. Inlet Pressure	740 psig*
Outlet Pressure Range	Limited by pilot
Flow Direction	Bi-Directional**
Body Taps	Two 1/4" - 18NPT

* Limited by pilot or flange rating

** Reverse flow by changing pilot connections and reversing spring case

MATERIALS OF CONSTRUCTION

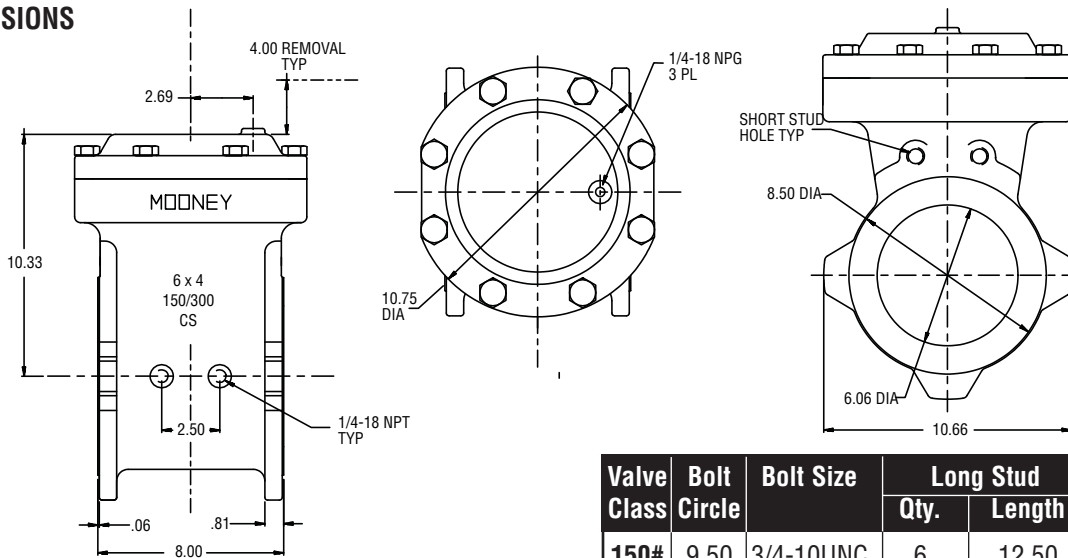
Body & Spring Case	ASTM A 216 GR WCB Carbon Steel
Throttle Plate	17 - 4PH Stainless Steel or A515 Carbon Steel with ENC Coating
Diaphragm	Nitrile/Nylon*
O-Ring & Seals	Nitrile, Optional (Viton)
Bolting	ASTM A 193 GR B-7 or Equal
Spring	301 Stainless Steel

*Refer to diaphragm selection chart on page 2

STOCK NUMBERS

6" x 4" Single Port Valve	Stock	Weight
150# Flangeless	FG-42	123 lbs.
300# Flangeless	FG-43	123 lbs.

DIMENSIONS



Valve Class	Bolt Circle	Bolt Size	Long Stud		Short Stud	
			Qty.	Length	Qty.	Length
150#	9.50	3/4-10UNC	6	12.50	4	3.50
300#	10.62	3/4-10UNC	10	13.50	4	3.75

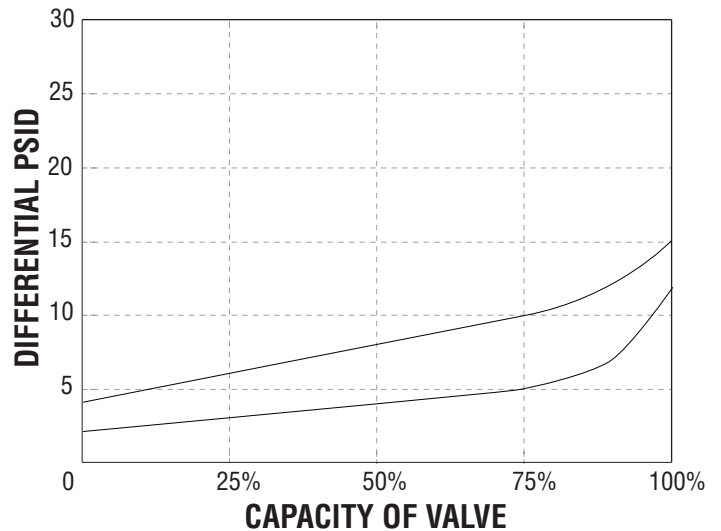
Stud Material: A193 Grade B7 **Nut Material:** A194 Grade 2H

FLOW COEFFICIENTS AND CONSTANTS

6" x 4" Single Port Valve				Swage Factor	
Percent Capacity	Cv	C1	Cg	1.5:1	2:1
100%	172	37	6400	0.97	0.95
75%	142	32	4500	0.98	0.96
50%	100	30	3000	1.00	0.98
35%	76	30	2250	1.00	1.00

NOTE: Allow a 5% factor of safety when calculating capacity

MINIMUM PRESSURE DIFFERENTIAL VS. CAPACITY



DIAPHRAGM SELECTION

Compound	Temp. Range (Degrees F)	Maximum Differential	Characteristics	Recommended Applications
75 Duro	-20 to 150	1000 psid	Best All Around Material	60 psid to Max. Differential
60 Duro	-25 to 150	300 psid	Best Shutoff at Low Differential Pressure	Low Differential (100 psid or less) or Low Temperature
80 Duro High ACN	-5 to 175	1000 psid	Higher Abrasion and Swelling Resistance	High Differential (400 psid or higher) or Abrasive Conditions with Distillates
80 Duro Low ACN	-20 to 150	1000 psid	Higher Abrasion Resistance and Low Temperature Flexibility	High Differential (400 psid or higher) or Abrasive Conditions at Low Temperatures

**Mooney
Dresser, Inc.**
2822 S. 1030 W.
Salt Lake City, Utah 84119
Phone: 801.487.2225 Fax: 801.487.2587
www.mooneycontrols.com



www.dresser.com